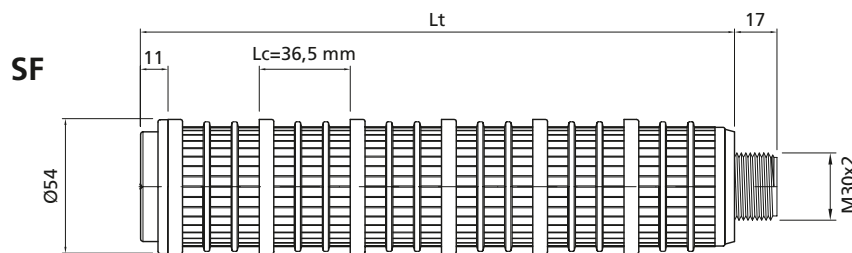
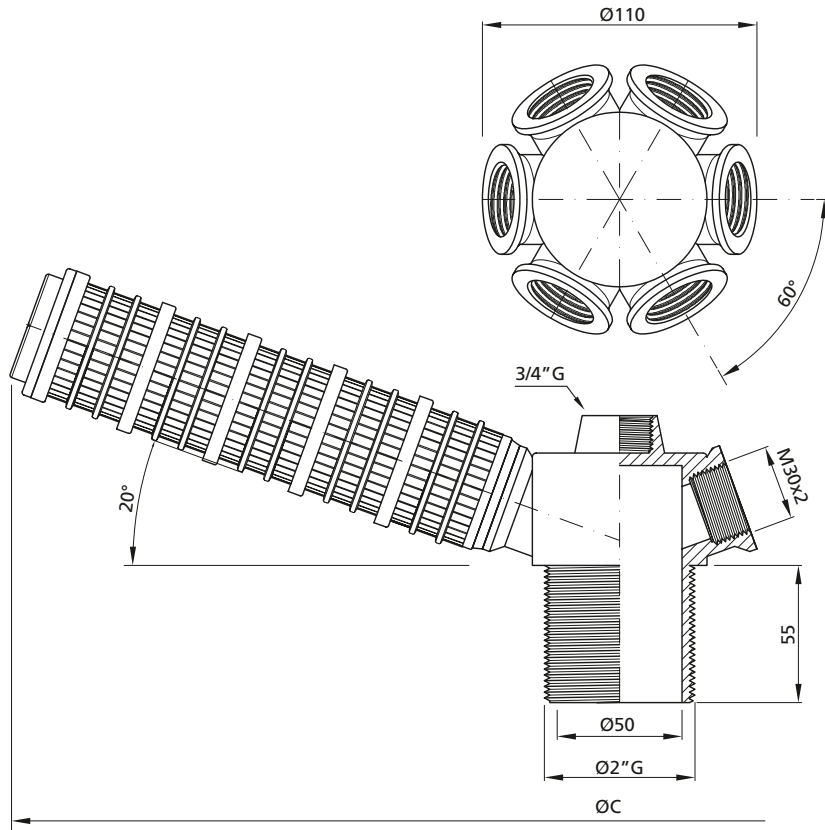


CSI 06

COLLETTORE A 6 VIE INCLINATE - ATTACCO INFERIORE 2" G 6 WAY ORIENTATED COLLECTOR - LOWER THREAD 2" G



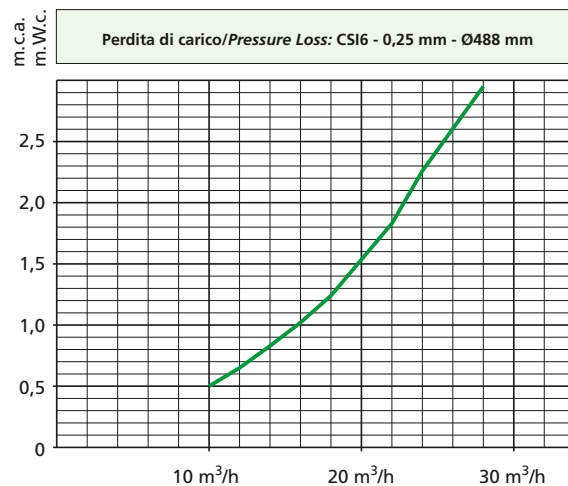
- Sistema di distribuzione o drenaggio economico per piccoli filtri con imboccatura superiore a 115 mm
- Bracci inclinati per filtri a fondo bombato
- Per connessione dal basso
- Distribution / drain system for small filters with threaded mouth larger than 115 mm
- Oriented laterals arms for filters with dished heads
- For bottom connection



Note: Per maggiori dettagli sul braccio SF consultare pag. 70 del catalogo.
For more details about the SF arm see page. 70 of the catalog.

Tipo Type	BRACCI SF / SF ARMS		ØC mm
	Fessure Slot width mm	Lt Lunghezza Length mm	
CSI 06	0,25 mm 0,50 mm	91	281
		128	351
		164	418
		201	488
		237	555
		274	625
		310	693
		347	762
		383	830
		420	899
		456	967
		493	1037
		529	1104
		566	1174
		602	1241
	602 + Lc (36,5)	1241 + 70,5	

Materiale/Material: PP / PPFV / PVDF



Come ordinare How to order	Collettore Collector	Materiale Material
Esempio / Example	CSI 06	PP